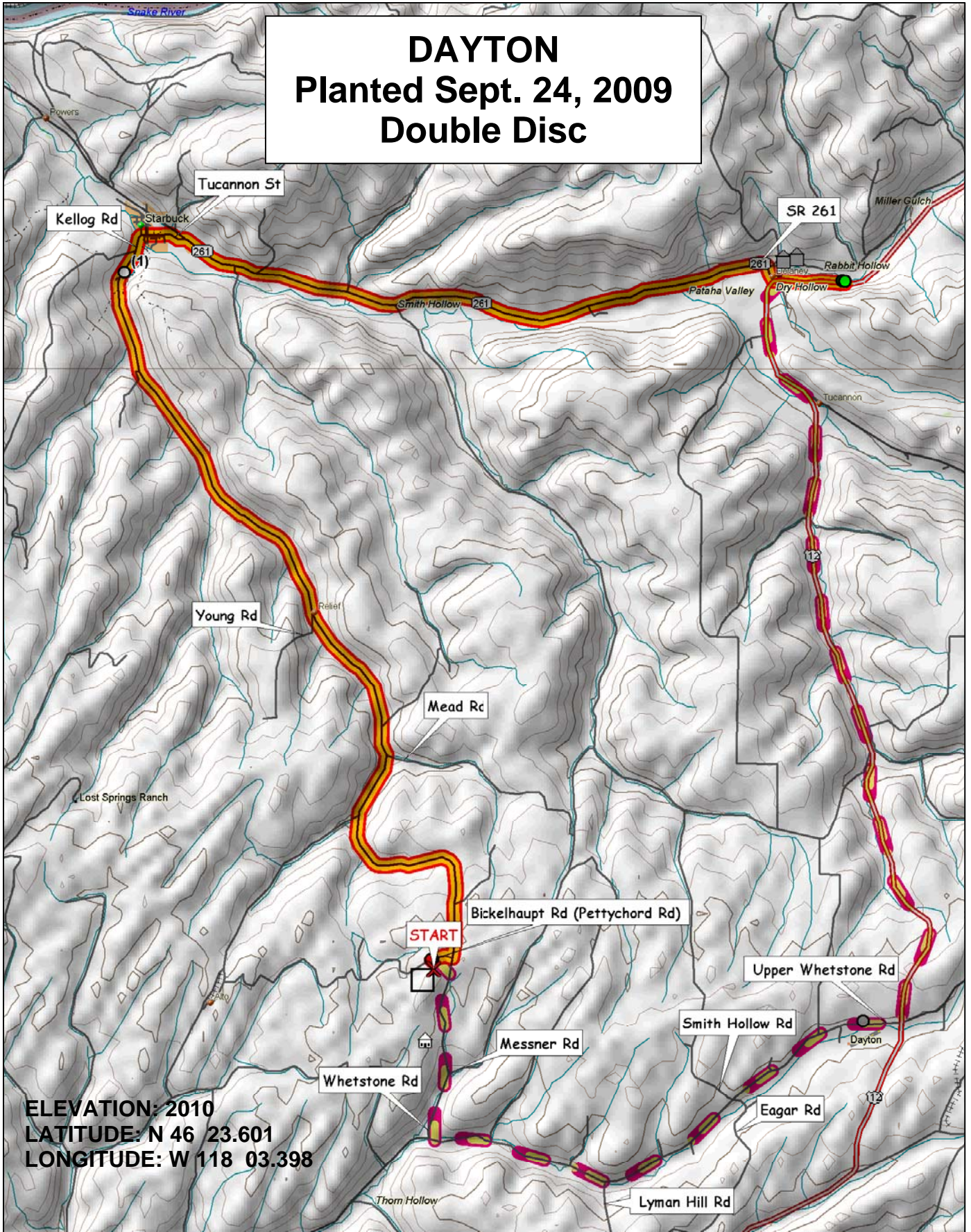


DAYTON

Planted Sept. 24, 2009

Double Disc



ELEVATION: 2010
LATITUDE: N 46 23.601
LONGITUDE: W 118 03.398

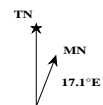


© 2001 DeLorme. Topo USA® 3.0

Zoom Level: 11-0 Datum: WGS84

Scale 1 : 100,000

1" = 1.58 mi



2009-2010 WSU Hard Winter Variety Trial

Range

9	WA008095	FINLEY	PEREGRINE	EDDY	BAUERMEISTER	DECLO	NORWEST 553	WA008096	HATTON	ACCIPITER
8	ESPERIA	BOUNDARY	ELTAN	IDO651	FARNUM	IDO658	OR2080229H	BAU-RT1	WHETSTONE	WA008070
7	IDO683	OR2080156H	MDM	WA008097	ACS 52025	WA008119	WA008118	WA008121	AGRIPRO PALADIN	WA008120
6	WA008096	BAU-RT1	IDO651	WA008118	WA008097	BAUERMEISTER	ACS 52025	HATTON	WA008121	WHETSTONE
5	FARNUM	OR2080229H	FINLEY	WA008120	ACCIPITER	MDM	WA008119	NORWEST 553	WA008095	BOUNDARY
4	WA008070	ELTAN	AGRIPRO PALADIN	EDDY	IDO683	ESPERIA	DECLO	IDO658	OR2080156H	PEREGRINE
3	AGRIPRO PALADIN	WA008096	OR2080229H	PEREGRINE	ACS 52025	MDM	WA008070	ACCIPITER	ESPERIA	BAUERMEISTER
2	WA008120	WHETSTONE	WA008095	IDO651	DECLO	IDO658	EDDY	WA008121	WA008097	BOUNDARY
1	IDO683	HATTON	FARNUM	BAU-RT1	WA008119	ELTAN	OR2080156H	WA008118	FINLEY	NORWEST 553

Row

1

2

3

4

5

6

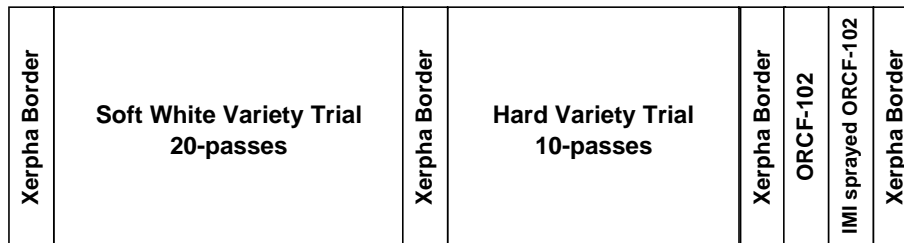
7

8

9

10

*There is a Xerpha Border strip on each side of the nursery



2009-2010 WSU Hard Winter Wheat Varietal Trial

Xerpha Border									
1	2	3	4	5	6	7	8	9	
1	12	7	16	4	8	24	12	21	5
2	2	17	24	30	28	22	29	11	1
3	8	5	28	16	1	26	23	30	19
4	22	6	19	14	7	9	25	26	14
5	6	30	15	12	20	3	15	27	3
6	30	27	23	21	23	6	9	28	18
7	29	14	4	18	6	13	2	22	13
8	9	10	20	27	13	5	10	17	2
9	1	25	21	29	19	10	16	7	20
10	13	11	3	19	17	7	4		
Xerpha Border									

Planting Date	
Almira	9-Sep
Connell	2-Sep
Dayton	24-Sep
H. Heaven	22-Oct
Lamont	11-Sep
Lind	1-Sep
Pullman	2-Oct
Reardan	21-Sep
Ritzville	1-Sep
St. Andrews	31-Aug
Walla Walla	17-Sep

#	ENTRY
1	FINLEY
2	HATTON
3	BAUERMEISTER
4	WA008070
5	WA008095
6	WA008119
7	WA008120
8	FARNUM
9	WA008118
10	WA008121
11	BOUNDARY
12	IDO683
13	NORWEST 553
14	EDDY
15	ACS 52025

#	ENTRY
16	AGRIPRO PALADIN
17	WHETSTONE
18	DECLO
19	PEREGRINE
20	ACCIPITER
21	ESPERIA
22	BAU-RT1
23	MDM
24	WA008096
25	WA008097
26	IDO651
27	IDO658
28	OR2080229H
29	OR2080156H
30	ELTAN



RED
WHITE

RANDOMIZED PLOTS: 3 REPLICATIONS

2009-2010 WSU Winter Wheat Varietal Trial

Xerpha Border									
1	2	3	4	5	6	7	8	9	
1	35	48	7	48	10	21	15	50	5
2	58	4	16	19	49	34	42	13	13
3	2	11	50	30	28	54	30	46	46
4	15	8	23	8	25	26	17	28	28
5	36	34	14	3	44	23	45	37	43
6	21	56	4	38	34	48	59	43	43
7	25	32	39	27	46	53	33	49	49
8	33	26	43	43	40	38	7	24	24
9	17	28	9	32	18	58	19	36	36
10	60	6	10	60	36	47	31	1	1
11	46	29	53	29	52	22	8	18	18
12	54	53	40	15	58	4	6	10	10
13	14	44	50	5	13	55	60	14	14
14	1	9	55	31	24	35	12	11	11
15	52	30	12	26	22	9	57	32	32
16	23	22	38	11	47	2	5	40	40
17	18	41	3	37	35	3	51	39	39
18	19	45	12	55	1	20	16	52	52
19	13	57	7	45	17	41	16	27	27
20	51	31	42	57	41	29	25	44	44
Xerpha Border									

Planting Date	
Almira	9-Sep
Anatone	17-Sep
Colton	6-Oct
Connell	2-Sep
Creston	11-Sep
Dayton	24-Sep
Dusty	14-Sep
Fairfield	5-Oct
Farmington	5-Oct
Harrington	10-Sep
H. Heaven	22-Oct
Lamont	11-Sep
Lind	1-Sep
Mayview	7-Oct
Moses Lake	16-Oct
Pullman	2-Oct
Reardan	21-Sep
Ritzville	1-Sep
St. Andrews	31-Aug
St. John	18-Sep
Walla Walla	17-Sep

#	ENTRY
1	CODA
2	CHUKAR
3	CARA
4	BRUEHL
5	ARS970075-3C
6	ARS970071-3C
7	ARS970184-1C
8	ARS970163-4C
9	BRUEHL (HSR)
10	CARA (HSR)
11	CHUKAR (HSR)
12	MADSEN
13	ELTAN
14	ROD
15	FINCH
16	MASAMI
17	XERPHA
18	WA008063
19	WA008092
20	WA008093
21	WA008094
22	WA008114
23	WA008115
24	WA008116
25	WA008117
26	ARS960277L
27	ARS970170-2L
28	REA-STEPHENS
29	9364901A
30	BITTERROOT

#	ENTRY
31	LAMBERT
32	BRUNDAGE 96
33	SIMON
34	STEPHENS
35	TUBBS 06
36	SKILES
37	GOETZE/SKILES
38	OR2040726
39	OR2060395
40	WB-528
41	BZ6W02-616
42	GEORGE
43	RJAMES
44	SALUTE
45	LEGION
46	AP LEGACY
47	CDC PTARMIGAN
48	KCF9001
49	KCF9002
50	KCF9003
51	ID02-859
52	ID00-475-2DH
53	ORCF-102
54	ORCF-103
55	AP 700 CL
56	DH99-55-2
57	MADSEN/ROD
58	ELTAN/MADSEN
59	ELTAN/TUBBS06
60	ROD/TUBBS06

RANDOMIZED PLOTS: 3 REPLICATIONS

COMMON
CLUB

FOR MORE INFORMATION.....

STEPHEN GUY (509)335-5831
 JOHN KUEHNER (509)335-4470
 MARY LAUVER (509)335-4470
 Department of Crop and Soil Sciences
 PO Box 646420
 Pullman, WA 99164-6420

<http://variety.wsu.edu>