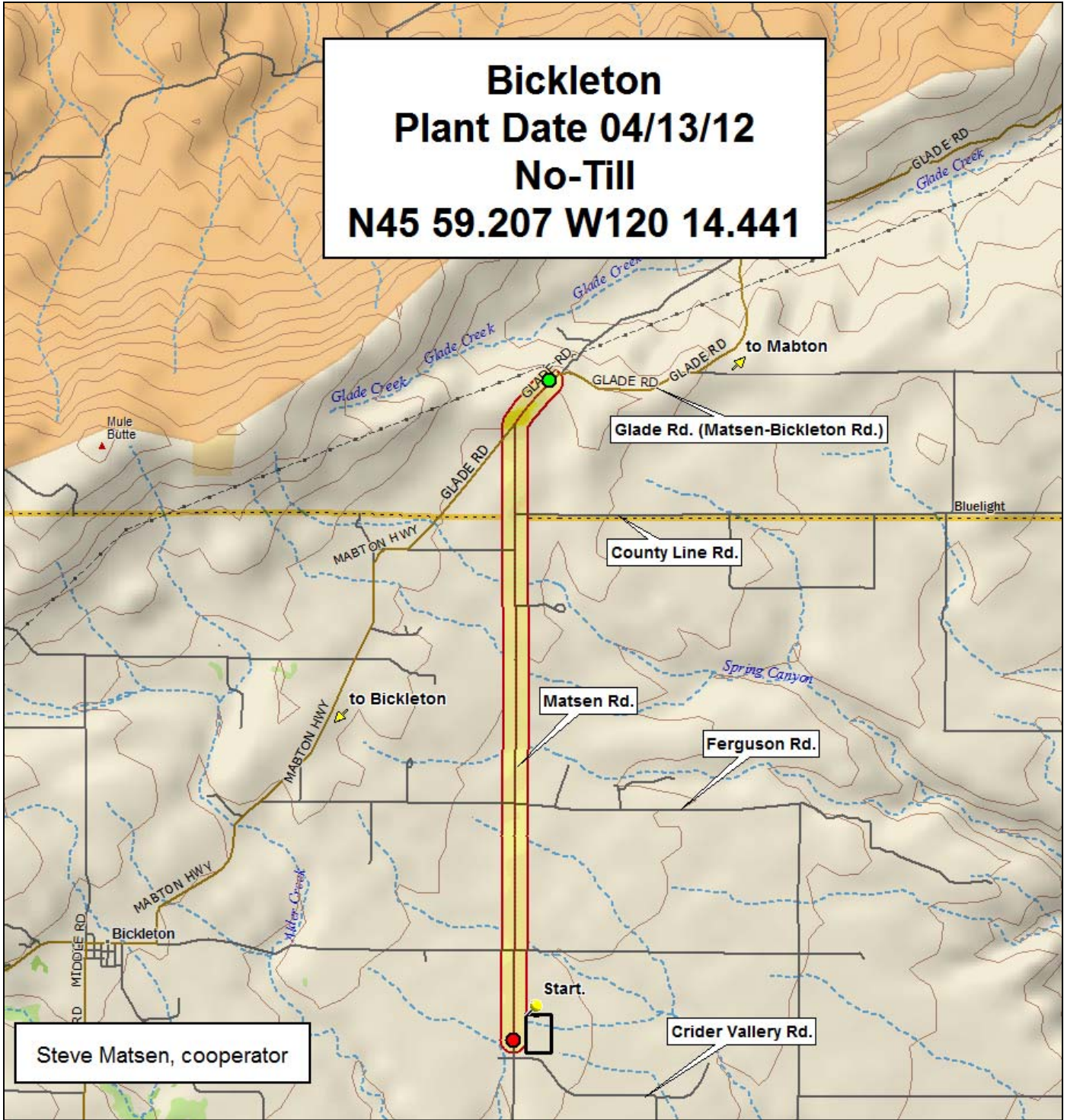
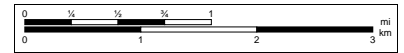


Bickleton
Plant Date 04/13/12
No-Till
N45 59.207 W120 14.441



Data use subject to license.
© DeLorme. Topo North America™ 9.
www.delorme.com



Data Zoom 11-5

2012 Soft White Spring Wheat Trial, Bickleton

range

		IDO687	IDO599	Louise-G2	Alturas	JD	Louise-0W	WA 8124	IDO671	
9	Border	Zak	Diva	IDO686	WB-1035CL+	Nick	Babe	Wakanz	Whit	
8		ARS03173LS	WA 8160	Alpowa	WA 8161	IDO669	Louise	WA 8162	ARS03174CS	
7		IDO599	Babe	WA 8161	IDO686	ARS03173LS	Louise-0W	IDO669	Zak	
6		Diva	IDO687	Alpowa	IDO671	Louise	Nick	Louise-G2	WA 8160	
5		ARS03174CS	Wakanz	WB-1035CL+	JD	Alturas	WA 8162	Whit	WA 8124	
4		WA 8161	JD	IDO687	IDO669	ARS03173LS	Diva	WA 8162	Wakanz	
3		WA 8124	ARS03174CS	IDO599	WA 8160	Babe	IDO671	Zak	Louise-G2	
2		Alturas	WB-1035CL+	Louise-0W	Nick	Whit	Alpowa	IDO686	Louise	
1										Border
		1	2	3	4	5	6	7	8	

entry	name
1	Alpowa
2	Alturas
3	Babe
4	Diva
5	JD
6	Nick
7	Wakanz
8	WB-1035CL+
9	Whit
10	Zak
11	WA 8124
12	Louise
13	Louise-G2
14	Louise-0W
15	ARS03173LS
16	ARS03174CS
17	WA 8160
18	WA 8161
19	WA 8162
20	IDO671
21	IDO686
22	IDO687
23	IDO599
24	IDO669


Location	Plant Date
Bickleton	13-Apr

Common
Club



**3 Replications,
Alpha-Lattice Design**

<http://variety.wsu.edu>



2012 Hard Spring Wheat Trial, Bickleton

range		1	2	3	4	5	6	7	8	9	10	
9	Border	Glee (WA 8074)	Expresso	WA 8123	WA 8168	LCS-ALbany	Jefferson	Hollis	Clear White 515	Patwin 515	Kelse	Border
8		WB Hartline	WA 8163	Tara 2002	BR7030	WA 8165	Otis	Bullseye	IDO694	WA 8164	SY605 CL	
7		WA 8167	WB-Fuzion	Jedd	LCS-Powerplay	V272	LCS-Buck Pronto	Scarlet	Hank	Lassik	WA 8166	
6		LCS-Buck Pronto	WA 8163	Bullseye	Clear White 515	WB-Fuzion	WA 8168	Lassik	WA 8164	Patwin 515	Jedd	
5		Hank	WA 8167	Tara 2002	LCS-ALbany	Kelse	Hollis	Glee (WA 8074)	WA 8166	Otis	WB Hartline	
4		SY605 CL	Jefferson	Expresso	WA 8165	LCS-Powerplay	WA 8123	V272	BR7030	Scarlet	IDO694	
3		Hollis	BR7030	Hank	WB-Fuzion	WA 8164	WA 8167	Bullseye	WA 8166	WA 8165	WA 8123	
2		Patwin 515	SY605 CL	Glee (WA 8074)	V272	Tara 2002	Jedd	Scarlet	Expresso	Kelse	WA 8163	
1		LCS-ALbany	Clear White 515	Otis	Lassik	LCS-Powerplay	IDO694	WA 8168	WB Hartline	Jefferson	LCS-Buck Pronto	

entry	name
1	V272
2	LCS-ALbany
3	WA 8163
4	WA 8164
5	WA 8165
6	WA 8166
7	WA 8167
8	LCS-Buck Pronto
9	LCS- Powerplay
10	Jefferson
11	IDO694
12	WA 8123
13	Glee (WA 8074)
14	Lassik
15	Clear White 515
16	Patwin 515
17	BR7030
18	Bullseye
19	Hank
20	Hollis
21	Kelse
22	Otis
23	Scarlet
24	Tara 2002
25	WB-Fuzion
26	WA 8168
27	Jedd
28	Expresso
29	WB Hartline
30	SY605 CL

Location	Plant Date
Bickleton	13-Apr

Hard Red
Hard White

3 Replications,
Alpha-Lattice Design

<http://variety.wsu.edu>



9	2012 Soft Spring 2012 Hard Spring		
1			
	1	8 1	10